




MOTORIZED HOUSEKEEPING CART

MOVE HEAVY LOADS WITH LESS EFFORT

Workers' compensation data from California shows that hotel housekeepers are ~2x as likely to experience an injury from pushing & pulling tasks relative to all other occupations.*



REDUCE STRAIN

The battery powered cart virtually eliminates the need for manual force when transporting loads up to 350 lb in both forward and reverse.



DECREASE DOWNTIME

Housekeepers can complete an average shift using one fully charged battery**; however, dual onboard battery compartments provide back-up power, if needed, without having to plug in the entire cart.



MAXIMIZE VERSATILITY

The retrofit motorized kits are compatible with both new and existing RCP Housekeeping Carts, providing a range of options to meet facility needs.


*"Workplace Injuries in Hotel Housekeeping in California" – Department of Industrial Relations (2016)

**Based on an average shift of 8 hours; assumes cart is not continuously running. Continuous runtime is approximately 2 hours.

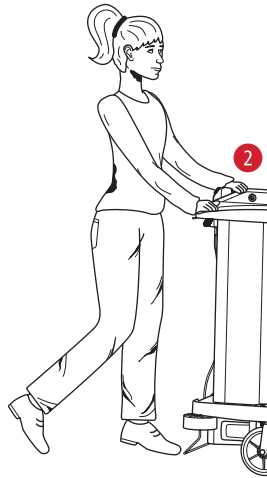


MOTORIZED HOUSEKEEPING CART

1
The risk of low back pain is more likely during initial push force when moving heavy loads manually.



2
The motorized kit allows you to move up to 350 lb easier than manually pushing.



MOTORIZED KIT AND ACCESSORIES

NO.	DESCRIPTION	COLOR	CASE QTY
Retrofit Motorized Kit			
2173556	Housekeeping Cart Motorized Kit ¹	Black	1
Accessories			
2173664	Motorized Kit Universal Battery	Black	8
2173520	Motorized Kit Charger	Black	16



¹Includes one 60V battery, one 3Ah charger. Housekeeping Cart and additional battery sold separately.

COMPATIBLE HOUSEKEEPING CARTS

NO.	DESCRIPTION	COLOR	L × W × H	LOAD CAPACITY	CASE QTY
FG618900BLA	Executive Full Size Housekeeping Cart – Traditional, Black	Black	60" × 22" × 50"	350 lb	1
1969596	Executive Full Size Housekeeping Cart – Traditional, Platinum	Platinum	60" × 22" × 50"	350 lb	1
FG619000BLA	Executive Compact Housekeeping Cart – Traditional, Black*	Black	49" × 22" × 50"	350 lb	1
FG9T1900BLA	Executive Full Size Housekeeping Cart With Hood And Doors– Traditional, Black	Black	60" × 22" × 50"	350 lb	1
FG619100BLA	Executive Full Size Housekeeping Cart With Doors– Traditional, Black	Black	60" × 22" × 50"	350 lb	1
FG619200BLA	Executive Compact Housekeeping Cart With Doors – Traditional, Black*	Black	49" × 22" × 50"	350 lb	1



*Vacuum cannot be stored on the cart where the kit is assembled.



Charge time of 80 minutes with a continuous runtime of approximately 2 hours. Additional batteries and chargers may be purchased separately.



Variable speed control 0.5-2 mph with forward mode and 0.5 mph with reverse mode. 300-watt motor allows for maximum climbing incline of 5 degrees which is ADA compliant.



Key lock for added security.